

  
essential  
CARAVANS



2025 Range





## Built for life.

We are very pleased and extremely proud to introduce you to our range of Essential Caravans.

Our extensive range of models & layouts have been created to suit your individual tastes & needs.

Since Essential Caravan's emergence in 2015, we have built and delivered over 7000 caravans to all over Australia.

The Essential brand is a recognised and well-respected driving force in the Australian Caravan industry.

We invite you into the ever-expanding Essential family, and we would be honoured and proud to build the caravan of your dreams!







We're thrilled to announce that Essential Caravans is now an **Australian Owned Certified business!** Our new certification not only reflects our commitment to quality but also assures you that your support helps grow the Australian economy. The Australian Owned logo is more than just a badge — it's a symbol of trust and authenticity.

**Join us in celebrating local businesses and keeping your money where it matters most!**



# Essential Levels of Touring



## A-Class

### Essential Highlights

- Heavy Duty Australian-made Chassis
- Load-sharing Leaf Spring Suspension
- Combined Meranti and Poly Wall Frame
- Smooth Aluminium Composite Side
- One-piece Fibreglass XPS Sandwich Panel Roof Fully Insulated
- One-piece Poly Honeycomb Flooring System
- 2-Door 171lt 12v Compressor Fridge
- Strong & Light-weight Framed Furniture
- Dual Solar 30A PWM BMS & 300AH Lithium Battery
- One key to access hatches and main door



## Cruiser

### Essential Highlights

- Heavy Duty Australian-made Chassis
- Load-sharing Leaf Spring Suspension
- Combined Meranti and Poly Wall Frame
- Smooth Aluminium Composite sides
- One-piece Fibreglass XPS Sandwich Panel Roof Fully Insulated
- One-piece Poly Honeycomb Flooring System
- 2-Door RCD10.5XES 200lt Compressor Fridge
- Strong & Light-weight Framed Furniture
- Dual Solar 30A MPPT BMS & 300AH Lithium Battery
- Diesel Heater
- One key to access hatches and main door



\*2024 model shown

## C-Class

### Essential Highlights

- Heavy Duty Australian-made Chassis
- Load-sharing Leaf Spring Suspension
- Full Fibreglass Sandwich Panel Construction to Walls, Roof & Floor Fully Insulated  
\*Slide-out models have combined Meranti & Poly frame
- One-piece Fibreglass Sandwich Panel Flooring System Fully Insulated
- 2-Door RUC8408X Compressor 216lt Fridge
- Full CNC Solid Ply Furniture
- Dual Solar 30A MPPT BMS & 300AH Lithium Battery
- Diesel Heater
- Touring Toolbox with Gas Bottles Inside
- One key to access hatches and main door

# Essential Levels of Off Road



## Ranger

### Essential Highlights

- Heavy Duty Australian-made Off Road chassis
- Semi Off Road Independent Suspension
- Combined Meranti and Poly Wall Frame
- Smooth Aluminium Composite Sides
- One-piece Fibreglass XPS Sandwich Panel Roof Fully Insulated
- One-piece Poly Honeycomb Flooring System
- 2-Door 171lt 12v Compressor Fridge
- Strong & Light-weight Framed Furniture
- Dual Solar 30A MPPT BMS & 300AH Lithium Battery
- Jumbo 500 Toolbox with 2 x Slides
- One key to access hatches and main door



## Outlander

### Essential Highlights

- Heavy Duty Australian-made Off Road chassis
- Off Road Titan X Independent Suspension
- Extruded Aluminium Side Wall Framing using Solid Rivets
- Smooth Aluminium Composite Side Panelling
- One-piece Fibreglass XPS Sandwich Panel Front, Roof & Rear Wall Fully Insulated
- One-piece Fibreglass Sandwich Panel Flooring System Fully Insulated
- 3 x Roof-Mounted Solar 30A MPPT BMS & 300AH Lithium Battery with Spare Battery Box
- 2-Door RUC6408X 188lt Compressor Fridge
- Strong & Light-weight Framed Furniture with Piano Hinging
- Diesel Heater
- Jumbo 500 Toolbox with 2 x Slides, Integrated Stoneguard & Woodbox
- One key to access hatches and main door



## Highlander

### Essential Highlights

- Heavy Duty Australian-made Off Road chassis
- Off Road Titan X Independent Suspension
- Full Fibreglass Sandwich Panel Construction to Walls, Roof & Floor Fully Insulated
- Up to 4 x Roof-Mounted Solar 30A MPPT BMS & 600AH Lithium Battery
- 2-Door RUC8408X 216lt 12v Compressor Fridge
- Full CNC Solid Ply Furniture with Soft Close Drawer
- 30A DC - DC Charger
- Gusto 12v Dust Reduction System
- 3000W Inverter
- Diesel Heater
- Jumbo 650 Toolbox with 2 x Slides, Integrated Stoneshield & Woodbox
- One key to access hatches and main door

# 2025 Range



## A-Class

Introducing the all-new A-Class series, where affordability meets excellence

The all-new MY25 Essential A-Class Series has gone to a higher construction level whilst maintaining the affordability tag. Now featuring a fully insulated One-Piece Fibreglass XPS Sandwich Panel Roof, a one-piece Poly Honeycomb Flooring System and smooth aluminium composite sides, the A-Class is a sleek looking unit. Standard Lithium and solar means the A-Class is your gateway to limitless exploration.



\*Images may depict non-standard items



Follow the QR code to find out more on the Essential Caravans website!



\* Stirling colour palette pictured.

## Standard Chassis

- 6" Heavy Duty A-frame
- A-Frame Tap & Gas Regulator
- Straight Axles to Single & Tandem axle
- 10" Electric Brakes to Tandem Axle
- 12" Electric Brakes to Single Axle
- 4" Heavy Duty Chassis 6" Chassis to Van 7-7)
- 2" Chassis Raiser (Excluding Van 7-7)
- 205/70/R15 Light Truck & 15" Alloy Wheels to Tandem Axle (Van 7-7 has 235/75R15AT's standard)
- 245/75R16 All Terrain Tyres & 16" Alloy Wheels to Single Axle
- 50mm Ball Coupling
- Lockable Coupling with Twin Safety Chains
- Wind Up Jack
- 8" Jockey Wheel
- Spare Wheel Fitted to Bumper Bar Bolt On (Van 3 & Van 5 Underslung spare)
- Drop Down Stabilizer Stands
- Batteries Mounted on Chassis
- Water Tank Stoneguards
- Load Share Leaf Spring Suspension
- Break Away System
- Heavy Duty 2 Arm Bumper
- Plastic moulded Wheel Spats

## Standard Electrical

- Mini Grill with 3 Burner Gas & 1 240V Element with Pot Drawer underneath
- Microwave in OHC
- 2-way switch from bedroom to Ensuite lights

- Projecta PM235C 30A Battery Management System PWM with 4" LED Monitoring Screen
- 1 x 300AH Lithium Battery Chassis Mounted
- 2 x 220W Solar Panels on roof with 30A Regulator PWM
- 2 x Bug Annexe Lights
- External TV Bracket
- 12V/USB Socket & TV Point at Outside Table
- 240V 15AMP Inlet & 240V 10AMP Outlet
- Double 240V Point & USB Point to each Wardrobe & Lounge
- Roof Digital TV Antenna
- Bulk Heads With Strip Lights
- Reversing Camera & Car Monitor Kit
- Circuit Breaker & Earth Leakage
- Door Light & Entry Handle
- LED External Lights
- LED Lighting – Roof, Kitchen, Ensuite
- Power Points (1x Kitchen, 1x Ensuite)
- Reading Lights to Bedroom & Lounge with USB & USB-C
- 12 Pin Trailer Plug
- 24" Flatscreen TV on Wall Mounted Bracket

## Standard Internal

- One-piece Poly Honeycomb Flooring System
- 12V Rangehood
- Smoke Detector
- 2 Single Towel Rails and 1 Toilet Roll Holder
- Wardrobes Recessed Cutouts With Shelf
- Washing Machine
- Laminate Splashback
- Full Laminate Benchtop
- Frosted Glass Shower Door

- Recessed Cook Top with Lid Over Stove
- Cutlery tray
- Drawers on Metal Runners
- Mirror in Ensuite
- Grab Handle on Entry Wall at Door
- Fire Extinguisher
- Doors To Ends of Seats
- Door hinges Hairline STD
- Push Button Locking Handles to lower doors and drawers
- Hidden latches to OHC
- Innerspring Queen Mattress
- Microwave in OHC above kitchen

## Standard Plumbing

- 2 x 95L Water Tanks
- A-Frame Mains Pressure Tap
- China Vanity to Ensuite
- 2-Door 171lt 12v Compressor Fridge
- Deep bowl Stainless Steel Sink with Drainer
  - Van 7-7 No Drainer
- 3 in 1 Kitchen Tap with Water Filter
- Plastic Bowl Toilet
- External Gas Bayonet At Front Boot Door Side
- Dual 9Kg Gas Bottles with Changeover Regulator
- Gas/Electric Hot Water System
- 2 x Lockable Water Tank Inlet
- Mains Pressure Water Inlet
- 12V Water Pump
- Twin Water Level Gauges
- Waste Water Outlet

## Standard External

- Plastic Mould Lower Rear
- Smooth Aluminium Composite Sides
- 600mm Side Checker Plate
- 5 year structural factory warranty
- One-piece Fibreglass XPS Sandwich Panel Roof Fully Insulated
- One-piece Poly Honeycomb Flooring System
- Insulated Side Walls with Meranti Framing
- Poly Frame Front Wall
- Updated 2025 Decal
- Roof Air Conditioning SANJO
- Awning
- Black External Trim
- 12V Fan Hatch to Shower & Toilet
- Radius Locking Security Main Door
- External Fold Down Picnic Table with Integrated 12v Lighting
- LED Roof Skylights with Blind & Flyscreen (1 or 2 depending on layout)
- Checker Plate Step Well
- Galvanized Front Tunnel Boot with Large Access Doors
- Double Glazed Push Out Windows & Integrated Blinds
- 5 Year Structural Factory Warranty
- One key to access hatches and main door



# 2025 Range



## Cruiser

The Essential Cruiser is a culmination of over 35 Years of experience & design techniques all rolled into one exceptional caravan.

Essential have raised the bar even higher with the Cruiser Touring Series featuring one-piece fibreglass sandwich panel roofing system and one piece honeycomb flooring to name just a couple. Standard features such as Lithium Battery Management Systems, Solar, filtered water, fully equipped kitchens and ensuites are just some of the many benefits that allow for comfortable touring around Australia. With a multitude of different layouts and designs, there is sure to be a Cruiser to suit you.



Follow the QR code to find out more on the Essential Caravans website!



\*Images may depict non-standard items



\*Chester Luxe colour palette with optional Black Hardware pack pictured.



# Cruiser Standard Specifications

## Standard Chassis

- 6" Heavy Duty A-frame
- Mesh On A-Frame
- A-Frame Tap & Gas Regulator
- Straight Axles to Single & Tandem axle
- 10" Electric Brakes to Tandem Axle
- 205/70/R15 Light Truck & 15" Alloy Wheels to Tandem Axle up to 21'6
- 235/75R15 All Terrain Tyres to Tandem Axle above 21'6
- 245/75/R16 All Terrain Tyres & 12" Brakes to Single Axle
- Load Share Leaf Spring Suspension
- 4" Heavy Duty Chassis & 2" Chassis Raiser up to 21'6
- 6" Chassis above 21'6 (no raiser)
- Break Away System
- Heavy Duty 3 Arm Bumper
- 50mm Ball Coupling
- Lockable Coupling with Twin Safety Chains
- Wind Up Jack
- 8" Jockey Wheel
- Spare Wheel Fitted to Bumper Bar Bolt On (Van 3, Van 5 & F2-7 Underslung spare)
- Drop Down Stabilizer Stands
- Water Tank Stoneguards
- Batteries Mounted on Chassis

## Standard Electrical

- Door Light & Entry Handle
- LED External Lights
- LED Lighting – Roof, Kitchen, Ensuite
- Power Points (1x Kitchen, 1x Ensuite)

- Reading Lights to Bedroom & Lounge with USB & USB-C
- 2 x 220W Solar Panels on roof with 30A Regulator MPPT
- Projecta PM335C 30A Battery Management System MPPT with 4" Colour Monitoring Screen
- 1 x 300AH Lithium Battery Chassis Mounted
- External Solar Charge Input
- 12 Pin Trailer Plug
- 24" Smart TV on Wall Mounted Bracket
- 2 x Bug Annexe Lights
- 12V/USB Socket & TV Point at Outside Table
- 240V 15AMP Inlet & 240V 10AMP Outlet
- Double 240v Point & USB Point to each wardrobe and lounge
- Roof Digital TV Antenna
- Bulk Heads With Strip Lights
- Reversing Camera & Car Monitor Kit
- Circuit Breaker & Earth Leakage
- 2-way switch from bedroom to Ensuite light

## Standard Internal

- One-Piece Poly Honeycomb Floor
- Recessed Cook Top with Lid Over Stove
- Full Oven
- Cutlery tray
- Drawers on Metal Runners
- Push Button Locking Handles to lower doors and drawers
- Hidden latches to OHC
- Mirror in Ensuite
- Grab Handle on Entry Wall at Door
- Fire Extinguisher

- Footrest Padded End
- Door hinges Hairline STD
- Innerspring Queen Mattress
- Microwave above standard fridge
  - Van 3 Microwave in Kitchen OHC with HWS under Fridge
- 12V Rangehood
- Smoke Detector
- 2 Single Towel Rails and 1 Toilet Roll Holder
- Frosted Glass Shower Door
- Wardrobes Recessed Cutout With Shelf
- Washing Machine
  - not standard in family models
- Diesel Heater under bed
- Full Laminate Benchtop

## Standard Plumbing

- 2 x 95L Water Tanks
- A-Frame Mains Pressure Tap
- China Vanity to Ensuite
- 2-Door RCD10.5XES 200lt Compressor Fridge
- External Gas Bayonet At Front Boot Door Side
- Dual 9Kg Gas Bottles with Changeover Regulator
- Gas/Electric Hot Water System
- Deep bowl Stainless Steel Sink with Drainer
  - Van 7-7 No Drainer
- 2x Lockable Water Tank Inlet
- Mains Pressure Water Inlet
- 12V Water Pump
- Twin water level gauges
- Water Filter to sink with 3-1 Tap
- Porcelain Bowl Toilet

- Waste Water Outlet

## Standard External

- One-piece Fibreglass XPS Sandwich Panel Roof Fully Insulated
- Smooth Aluminium Composite Sides
- One-Piece Poly Honeycomb Floor
- 600mm Side Checker Plate
- Plastic Mould Lower Rear
- Updated 2025 Decal
- Colour-Coded Black External Trim
- Insulated Walls with Meranti Timber Frame
- Poly Frame Front Wall
- Checker Plate Step Well
- Gree Roof Top Slimline 3.5Kw Air Conditioner with Smart WIFI Control
- Awning
- 12V Fan Hatch to Shower & Toilet
- Radius Locking Security Main Door
- External Fold Down Picnic Table with Integrated 12v Lighting
- LED Roof Skylights with Blind & Flyscreen (1 or 2 depending on layout)
- Galvanized Front Tunnel Boot with Large Access Doors
- Double Glazed Push Out Windows & Integrated Blinds
- 5 year structural factory warranty
- One key to access hatches and main door

# 2025 Range



## C-Class Touring

The all-new MY25 C-Class Series has gone to new heights.

Packed full of great features such as Diesel Heater, motorised footrests, upgraded Lithium Battery Management System and more solar, you won't be left wanting.

Upgraded construction techniques including full Fibreglass Sandwich Panel walls, roof and floor to all non-slide out models means weight saving and insulation properties second to none.

If you want a sleek modern looking caravan with all the tricks, look no further than the Essential C-Class Series.



Follow the QR code to find out more on the Essential Caravans website!



\*2024 model shown





# C-Class Touring Standard Specifications

## Standard Chassis

- 6" Heavy Duty A-frame
- Mesh On A-Frame
- A-Frame Tap & Gas Regulator
- Touring Toolbox on A-Frame with Gas Bottles Inside
- Straight Axles to Single & Tandem axle
- 10" Electric Brakes to Tandem Axle
- 245/75/R16 All Terrain Tyres & 12" Brakes to Single Axle
- 235/75R15 All Terrain Tyres & 15" Alloys to Tandem Axle
- Load Share Leaf Spring Suspension
- 4" Heavy Duty Chassis & 2" Chassis Raiser up to 21'6
- 6" Chassis above 21'6 (no raiser)
- Break Away System
- Heavy Duty 3 Arm Bumper
- 50mm Ball Coupling
- Lockable Coupling with Twin Safety Chains
- Wind Up Jack
- 8" Jockey Wheel
- Spare Wheel Fitted to Bumper Bar Bolt On
- Drop Down Stabilizer Stands
- Water Tank Stoneguards
- Batteries Mounted on Chassis

## Standard Electrical

- Projecta PM435C 30A Battery Management System MPPT with 7" Colour Monitoring Screen
- 1 x 300AH Lithium Battery Chassis Mounted
- 2 x 220W Solar Panels on roof with 30A Regulator MPPT
- External Solar Input

- Reversing Camera & Car Monitor Kit
- 2 x Bug Annexe Lights
- Reading Lights to Bedroom & Lounge with USB & USB-C
- 2-way switch from bedroom to Ensuite light
- Portable Bluetooth Speaker & Tuner
- 28" Smart TV on Wall Mounted Bracket
- Roof Digital TV Antenna
- Double 240v Point & USB Point to each wardrobe and lounge
- LED Lighting – Roof, Kitchen, Ensuite
- Bulk Heads With Strip Lights
- LED Strip Lights Kickrail – Kitchen Only
- 12v Benchtop Phone Chargers to Bedside Tables
- Power Points (1x Kitchen, 1x Ensuite)
- 12V/USB Socket & TV Point at Outside Table
- Door Light & Entry Handle
- LED External Lights
- 240V 15AMP Inlet & 240V 10AMP Outlet
- Circuit Breaker & Earth Leakage
- 12 Pin Trailer Plug
- 2 x 12v Fans to Bedroom
- Starlink Passthrough

## Standard Internal

- Full CNC Furniture & Partitions
- Push Handles to lower cabinetry
- Hidden Latches to OHC
- Cabinet Hinge Bolted
- Soft Close Drawers
- Full Laminate Benchtop
- 12v Electric Footrests
- Grab Handle on Entry Wall at Door

- Innerspring Full Queen Mattress
- 12V Rangehood
- 2 Single Towel Rails and 1 Toilet Roll Holder
- Mirror in Ensuite
- Frosted Glass Shower Door
- Recessed Cook Top with Lid Over Stove
- Full Oven
- Fire Extinguisher
- Smoke Detector
- Washing Machine
  - not standard in family models
- Wardrobes Recessed Cutout With Shelf
- Microwave in OHC above kitchen
- Diesel Heater under bed

## Standard Plumbing

- Water Filter to sink with 3-1 Tap
- 2 x 95L Water Tanks
- 2x Lockable Water Tank Inlet
- A-Frame Mains Pressure Tap
- Mains Pressure Water Inlet
- Twin water level gauges
- Waste Water Outlet
- 12V Water Pump
- Deep Bowl Stainless Steel Sink with Drainer
  - Van 7-7 No Drainer
- China Vanity to Ensuite
- Porcelain Bowl Toilet
- 2-Door Dometic RUC8408X Compressor 216lt Fridge
- Dual 9Kg Gas Bottles with Changeover Regulator
- External Gas Bayonet At Front Boot Door Side
- Gas/Electric Hot Water System

## Standard External

- Full Fibreglass Sandwich Panel Construction Fully Insulated – Slide-out models have combined meranti and poly frame
- 600mm Side Checker Plate
- Checker Plate to Lower Front & Rear
- Black External Trim
- Updated 2025 Decal
- Solid Fold Down Step – no step well
- 2 x External Fold Down Picnic Table
- Double Glazed Push Out Windows & Integrated Blinds
- Radius Locking Security Main Door
- 12V Fan Hatch to Shower & Toilet
- Front Tunnel Boot with Large Access Doors
- LED Roof Skylights with Blind & Flyscreen (1 or 2 depending on layout)
- Awning
- Gree Roof Top Slimline 3.5Kw Air Conditioner with Smart WIFI Control
- One key to access hatches and main door
- 5 Year Structural Factory Warranty

# 2025 Range



## Ranger

The Essential Ranger Semi Off Road has been designed for the caravanner wanting to venture a bit more off the beaten track and into those quieter less frequented hideaways.

Equipped with Independent Coil & Trailing Arm Suspension, 16" All Terrain Tyres, Grey Tank, Dual Solar & 300Ah Lithium Battery System, all is set for an adventurous journey!



\*Images may depict non-standard items



Follow the QR code to find out more on the Essential Caravans website!



\* Stirling colour palette pictured.



# Ranger Standard Specifications

## Standard Chassis

- 6" Heavy Duty A-frame
- A/Frame Extended 450mm
- Jumbo 500 Toolbox inc. 2 x Slides
- 4" Heavy Duty Chassis
- 2" Raiser
- Heavy Duty 2 Arm Bumper
- Break Away System
- 245/75R16 All Terrain Tyres & 16" Alloys to Single & Tandem Axle (Van F1-2 has 265/75R16 AT's)
- 12" Electric Brakes to Single Axle
- 10" Electric Brakes to Tandem Axle
- Titan X Off Road Suspension to Single Axle (Van F1-2 has upgraded 2750kg GTM)
- Titan Semi Off Road Suspension to Tandem Axle
- Drop Down Stabilizer Stands
- Wind Up Jack
- Aluminium Pullout Step
- A-Frame Tap & Gas Regulator
- Checker Plate Water Tank Stone Guards
- Spare Wheel Fitted to Bumper Bar Bolt On
- Galvanized Wheel Arches
- DO35 Coupling
- 8" Jockey Wheel
- Batteries Mounted on Chassis

## Standard Electrical

- 2 x 220W Solar Panels on roof with 30A Regulator MPPT
- External Solar Input Point
- Projecta PM335C 30A Battery Management System MPPT with 4" Colour Monitoring Screen

- 1 x 300AH Lithium Battery Chassis Mounted
- 240V 15AMP Inlet & 240V 10AMP Outlet
- Reversing Camera & Car Monitor Kit
- LED Lighting – Roof, Kitchen, Ensuite
- LED External Lights
- 12v/USB Socket & TV Point at Outside Picnic Table
- Double 240v Point & USB Point to each wardrobe and lounge
- Door Light & Entry Handle
- Power Points (1x Kitchen, 1x Ensuite)
- Bulk Heads With Strip Lights
- Reading Lights to Bedroom & Lounge with USB & USB-C
- Circuit Breaker & Earth Leakage
- Stovetop with 3 x Gas/1 x Electric Element & Gas Mini Grill
- Microwave in OHC above kitchen
- Roof Digital TV Antenna
- 24" Flatscreen TV on Wall Mounted Bracket
- 12 Pin Trailer Plug
- 2-way switch from bedroom to Ensuite light
- 2 x Bug Annexe Lights & Bug Light over Tunnel boot

## Standard Internal

- One-piece Poly Honeycomb Flooring System
- Doors To Ends of Seats
- Wardrobes Recessed Cutout With Shelf
- Drawers on Metal Runners
- Push Button Locking Handles to lower doors and drawers
- Hidden latches to OHC
- Door Hinges Hairline
- Laminate Splashback

- Fire Extinguisher
- Smoke Detector
- 12V Rangehood
- Mirror in Ensuite
- Washing Machine
- Microwave in OHC above kitchen
- Recessed Cook Top with Lid Over Stove
- Pot Drawer beneath Stove & Grill
- Innerspring Queen Mattress
- Grab Handle on Entry Wall at Door
- 2 Single Towel Rails and 1 Toilet Roll Holder
- Cutlery tray
- Full Laminate Benchtop
- Frosted Glass Shower Door

## Standard Plumbing

- Flick Mixer Taps
- 3 in 1 Kitchen Tap with Water Filter
- Mains Pressure Water Inlet
- 2 x Lockable Water Tank Inlet
- Dual 9Kg Gas Bottles with Changeover Regulator
- Gas/Electric Hot Water System
- A-Frame Mains Pressure Tap
- China Vanity to Ensuite
- 2 x 95L Water Tanks
- 95lt Grey Water Tank
- Deep bowl Stainless Steel Sink with Drainer - Van 7-7 No Drainer
- External Gas Bayonet At Front Boot Door Side
- Plastic Bowl Toilet
- 2-Door 171lt Compressor Fridge
- 12V Water Pump

- Twin water level gauges

## Standard External

- Roof Air Conditioning SANJO
- Checker-Plate Step
- Galvanized Front Tunnel Boot with Large Access Doors
- Double Glazed Push Out Windows & Integrated Blinds
- LED Roof Skylight with Blind & Flyscreen (1 or 2 depending on layout)
- 12V LED Fan Hatch to Shower & Toilet
- Radius Locking Security Main Door
- External Fold Down Picnic Table with Integrated 12v Lighting
- Black External Trim
- Awning
- One-piece Fibreglass XPS Sandwich Panel Roof Fully Insulated
- Smooth Aluminium Composite Sides
- Insulated Side Walls with Meranti Framing
- Poly Frame Front Wal
- One-piece Poly Honeycomb Flooring System
- Raven Coat Checker plate to lower front, lower rear
- Raven Coat 600mm Side Checker
- Raven Coat Checker Plate Wheel Spat
- Updated 2025 Decal
- One key to access hatches and main door
- 5 year structural factory warranty

# 2025 Range



## Outlander Off Road

Welcome to Essential's Full Off Road Ally Frame Outlander.

Combining a full one-piece fiberglass XPS sandwich panel front, roof & rear, Ally-Framed side walls with Aluminium Composite sides, and a tough Australian steel chassis with Full Off-Road Suspension, you're looking at a tough all-new Outlander for 2025. With 660watts of mounted solar and 300AH of Lithium, the Off-Road Outlander is your ticket to freedom!



\*Images may depict non-standard items



Follow the QR code to find out more on the Essential Caravans website!





# Outlander Off Road Standard Specifications

## Standard Chassis

- Titan X Off Road Suspension 2750kg GTM to Single Axle
- Titan X Off Road Suspension to Tandem Axle
- 265/75R16 All Terrain Tyres & 16" Alloys to Single & Tandem Axle
- 12" Electric Brakes to All Wheels
- Jumbo 500 Toolbox inc. 2 x Slides, Integrated Stoneshield & Woodbox
- 6" Heavy Duty A-frame
- A/Frame Extended 450mm
- 6" Heavy Duty Chassis
- A-Frame Tap & Gas Regulator
- Break Away Safety System
- Heavy Duty 3 Arm Bumper
- Spare Wheel Fitted to Bumper Bar Bolt On
- DO35 Coupling
- Wind Up Jack
- 8" Jockey Wheel
- Drop Down Stabilizer Stands
- Checkerplate Water Tank Guards
- Galvanized Wheel Arches
- Batteries Mounted on Chassis

## Standard Electrical

- 3 x 220W Roof Mounted Solar with 30A Regulator MPPT
- 300AH Lithium Battery & 2nd Battery Box Fitted on Chassis
- Projecta PM435C 30A Battery Management System MPPT with 7" Colour Monitoring Screen
- External Solar Input
- Extra Solar Controller 20A PMD-BT7C

- 12 Pin Trailer Plug
- 24" Smart TV on Wall Mounted Bracket
- Portable Bluetooth Speaker & Tuner
- 12v/USB Socket & TV Point at Outside Picnic Table
- 240V 15AMP Inlet & 240V 10AMP Outlet
- Double 240v Point & USB Point to wardrobes and lounge
- Roof Digital TV Antenna
- Bulk Heads With Strip Lights
- Reversing Camera & Car Monitor Kit
- Circuit Breaker & Earth Leakage
- Door Light & Entry Handle
- LED External Lights
- LED Lighting – Roof, Kitchen, Ensuite
- Power Points (1x Kitchen, 1x Ensuite)
- Reading Lights to Bedroom & Lounge with USB & USB-C
- 2-way switch from bedroom to Ensuite light
- 2 x Bug Annexe Lights & 1 x Bug Light over tunnel boot
- Full Oven with 3 Burner Gas & 1 240V Element

## Standard Internal

- Recessed Cook Top with Lid Over Stove
- Full Oven
- 12V Rangehood
- Microwave above standard fridge
- Cutlery tray
- Drawers on Metal Runners
- Piano Door Hinges
- Push Button Locking Handles to lower doors and drawers

- Hidden latches to OHC
- Full Laminate Benchtop
- Mirror in Ensuite
- Frosted Glass Shower Door
- 2 Single Towel Rails and 1 Toilet Roll Holder
- Washing Machine
  - not standard in family models
- Footrest Padded End
- Innerspring Queen Mattress
- Wardrobes Recessed Cutouts With Shelf
- Grab Handle on Entry Wall at Door
- Fire Extinguisher
- Smoke Detector
- Diesel Heater to under bed

## Standard Plumbing

- 2 x 95L Water Tanks
- 2 x Lockable Water Tank Inlet
- Twin water level gauges
- 95lt Grey Water Tank
- Checker Plate Tank Protection
- A-Frame Mains Pressure Tap
- Mains Pressure Water Inlet
- Gas/Electric Hot Water System
- 12V Water Pump
- Water Filter to sink with 3-1 Tap
- Deep bowl Stainless Steel Sink with Drainer
  - Van 7-7 No Drainer
- 2-Door RUC6408X 188lt Compressor Fridge
- China Vanity to Ensuite
- Porcelain Bowl Toilet
- External Gas Bayonet At Front Boot Door Side

- Dual 9Kg Gas Bottles with Changeover Regulator

## Standard External

- Gree Roof Top Slimline 3.5Kw Air Conditioner with Smart WIFI Control
- Awning
- Aluminium Frame to Side Walls
- Smooth Aluminium Composite Sides
- One-Piece Fibreglass Sandwich Panel XPS Front, Roof and Rear Fully Insulated
- Fiberglass Sandwich Panel Floor Fully Insulated
- Raven Coat Checker plate to lower front, lower rear
- Raven Coat 800mm Side Checker
- Raven Coat Checker Plate Wheel Spats
- Black External Trim
- Solid Fold Down Step – no step well
- Radius Locking Security Main Door
- Galvanized Front Tunnel Boot with Large Access Doors
- Galvanised Rear Generator Compartment on certain layouts
- 12V Fan Hatch to Shower & Toilet
- External Fold Down Picnic Table with Integrated 12v Lighting
- LED Roof Skylights with Blind & Flyscreen (1 or 2 depending on layout)
- Double Glazed Push Out Windows & Integrated Blinds
- Updated 2025 Decal
- 5 Year Structural Factory Warranty
- One key to access hatches and main door

# 2025 Range



## Highlander

Introducing the all-new Highlander Series. Style, Ruggedness & Comfort all rolled into one!

The Highlander offers ultimate insulation with full Fibreglass sandwich panel construction. Combining solid ply CNC machined furniture, full off-road suspension, a tough Australian-made steel chassis and a massive Solar & Lithium Battery Management System, the Highlander gives you the freedom to venture further afield for extended off the grid adventures.

Make sure the all-new Highlander is on your radar!



Follow the QR code to find out more on the Essential Caravans website!



\*2024 model shown



\*Stirling colour palette pictured.



# Highlander Standard Specifications

## Standard Chassis

- Linex Coated A-Frame & Black Painted Chassis
- Titan X Off Road Suspension 2750kg GTM to Single Axle
- Titan X Off Road Suspension to Tandem Axle
- 265/70R17 Mud Tyres & 17" Alloy Rims to Single & Tandem Axle
- 12" Electric Brakes to All Wheels
- Jumbo 600 Toolbox inc. 2 x Slides, Integrated Stoneshield & Woodbox
- 6" Heavy Duty A-frame
- A-Frame extended 650mm
- 6" Heavy Duty Chassis
- 2" Raiser
- A-Frame Tap & Gas Regulator
- Break Away Safety System
- Heavy Duty 4-Arm Bumper
- Spare Wheel Fitted to Bumper Bar Bolt On
- DO35 Coupling
- Wind Up Jack
- 8" Jockey Wheel
- Drop Down Stabilizer Stands
- Checkerplate Water Tank Guards
- Galvanized Wheel Arches
- Batteries Mounted on Chassis
- Solid Fold Down Step – no step well

## Standard Electrical

- Up to 4 x 220W Roof Mounted Solar with 30A Regulator MPPT depending on layout
- Projecta PM435C 30A Battery Management System MPPT with 7" Colour Monitoring Screen
- 2 x 300AH Lithium Batteries Chassis Mounted

- Extra Solar Controller 20A
- External Solar Input
- 3000W Inverter wired to all GPO's & Air Conditioner, Microwave & Washing Machine
- 30A DC to DC Charger
- Fusion Stereo with 1 x Internal Speaker & 1 x External Speaker
- 12 Pin Trailer Plug
- 28" Smart TV on Wall Mounted Bracket
- Roof Digital TV Antenna
- Starlink Pass Through with GPO
- 12v/USB Socket & TV Point at Outside Picnic Table
- 240V 15AMP Inlet & 240V 10AMP Outlet
- Double 240v Point & USB Point to wardrobes and lounge
- 2 x 12v Fans
- 1 x USB & USB-C point to angled kitchen splashback
- Bulk Heads With Strip Lights
- Reversing Camera & Car Monitor Kit
- Circuit Breaker & Earth Leakage
- Door Light & Entry Handle
- LED External Lights
- LED Work Lights Front 17", Rear 11" & Off Side 7.5"
- LED Lighting – Roof, Kitchen, Ensuite
- Power Points (1x Kitchen, 1x Ensuite)
- Reading Lights to Bedroom & Lounge with USB & USB-C
- 2-way switch from bedroom to Ensuite light
- 12v Benchtop Phone Charger beside Tables
- 2 x Bug Annexe Lights & 1 x Bug Light over tunnel boot
- Induction 2-Burner Cooktop Portable
- 4 in 1 Microwave Combo
- Electric Motorised Footrests
- Gusto 12v Dust Reduction System

## Standard Internal

- 12V Rangehood
- Soft Close Drawers
- Square Locking handles
- Hidden latches to OHC
- Full CNC Furniture & Partitions
- Cabinet Hinge Bolted
- Full Laminate Benchtop
- Mirror in Ensuite
- Frosted Glass Shower Door
- 2 Single Towel Rails and 1 Toilet Roll Holder
- Washing Machine
  - not standard in family models
- Electric Footrest Padded End
- Innerspring Queen Mattress
- Wardrobes Recessed Cutouts With Shelf
- Grab Handle on Entry Wall at Door
- Diesel Heater
- Fire Extinguisher
- Smoke Detector

## Standard Plumbing

- Dometic RUC8408X Compressor 216lt 2 Door Fridge/Freezer
- 2 x 95lt Water Tanks up to 20' layout
- 3 x 95lt Water Tanks to 20'6 layout and above
- Quick Fill Water Tank Fillers
- Brass Manifold Water Tank Selector
- Twin water level gauges
- 95lt Grey Water Tank
- Checker Plate Tank Protection
- A-Frame Mains Pressure Tap
- Mains Pressure Water Inlet
- Gas/Electric Hot Water System
- 12V Water Pump
- Water Filter to sink with 3-1 Tap

- Deep Bowl Stainless Kitchen Sink with Drain
- China Vanity to Ensuite
- Porcelain Bowl Toilet
- External Gas Bayonet At Front Boot Door Side
- Dual 9Kg Gas Bottles with Changeover Regulator

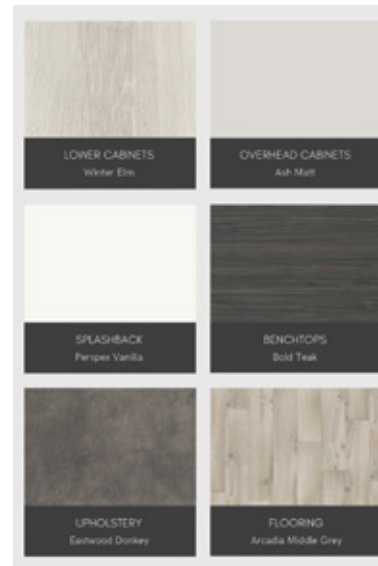
## Standard External

- Gree Roof Top Slimline 3.5Kw Air Conditioner with Smart WIFI Control
- Awning
- Full Fibreglass Sandwich Panel Construction Fully Insulated
- Raven Coat 800mm Side Checker Plate
- Raven Coat Checker Plate to lower front and rear
- Raven Coat Checker Plate Wheel Spats
- Checker Plate Protection to all Tanks
- Solid Fold Down Step – no step well
- Black External Trim
- Updated 2025 Decal
- Full through front tunnel boot with large access doors
- Galvanised Rear Generator Compartment on certain layouts
- Double Glazed Push Out Windows & Integrated Blinds
- LED Roof Skylights with Blind & Flyscreen (1 or 2 depending on layout)
- Radius Locking Security Main Door
- 2 x External Fold Down Picnic Table
- 12V Fan Hatch to Shower & Toilet
- One key to access hatches and main door
- 5 year Structural Factory Warranty

# Interior Colours

Experience tells us that internal colours and lighting both make all the difference in a caravan. It needs to not only look right, but feel right. We have employed the advice and expertise of professional interior decorators to help create our internal furnishings and finish.

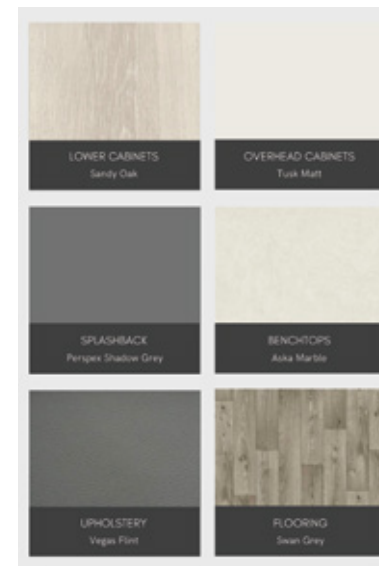
With a choice of internal colour palettes, you can create the Essential of your dreams.



## Earthbound

Available on:

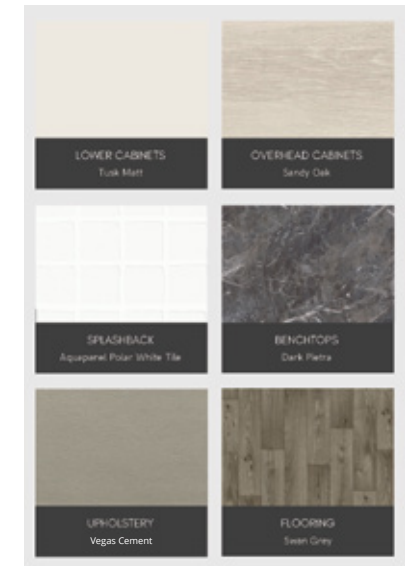
- C-Class
- Highlander



## Timber Sand

Available on:

- C-Class
- Highlander

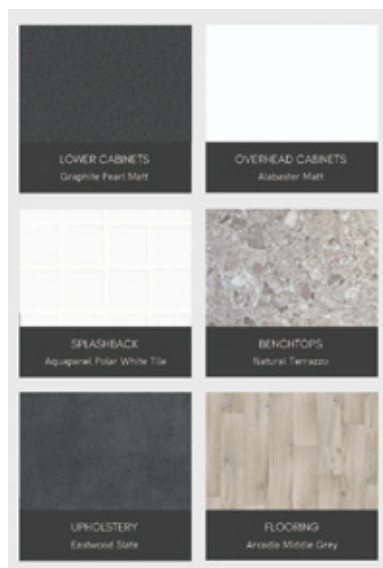


## Elegant Simplicity

Available on:

- C-Class
- Highlander

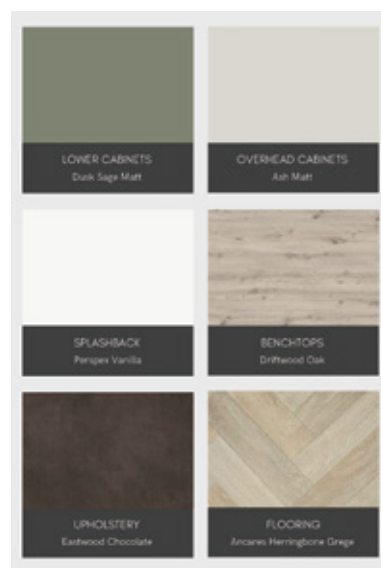




## Stone Haven

Available on:

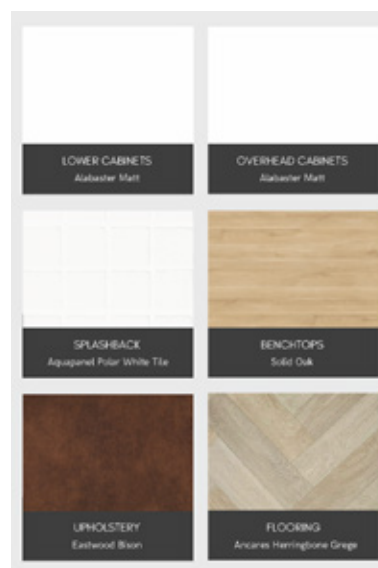
- Cruiser
- C-Class
- Outlander Off Road
- Highlander
- Ranger



## Forest Whisper

Available on:

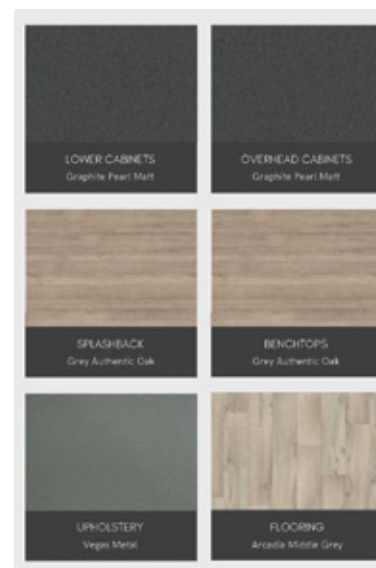
- Cruiser
- C-Class
- Outlander Off Road
- Highlander
- Ranger



## Chester Luxe

Available on:

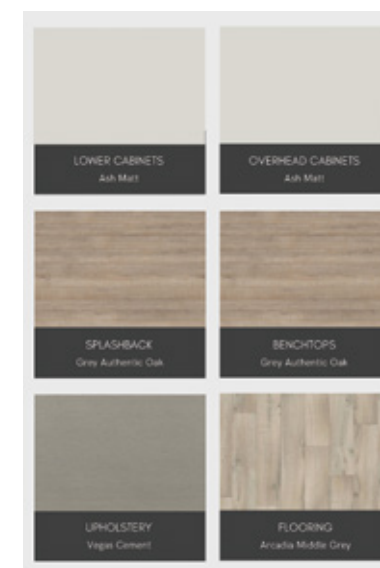
- Cruiser
- C-Class
- Outlander Off Road
- Highlander
- Ranger



## Peninsula

Available on:

- A-Class
- Cruiser
- C-Class
- Outlander Off Road
- Highlander
- Ranger










## Stirling





Available on:

- A-Class
- Cruiser
- C-Class
- Outlander Off Road
- Highlander
- Ranger

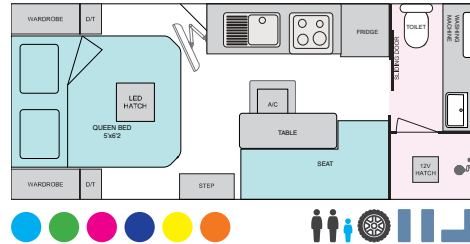
# Van Layouts

## Layouts Key

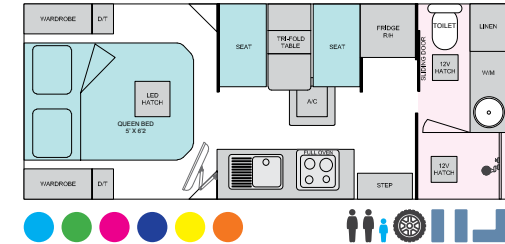
- A-Class
- Cruiser
- C-Class Touring
- Ranger
- Outlander Off Road
- Highlander
-  Single axle
-  Tandem axle
-  Café seating
-  L-Shaped seating
-  Club seating
-  Recliners
-  Bench seat

-  Adult
-  Child
-  3rd bunk option
-  Drop down table option  
(Bench, L-Shape & Club Lounge only)

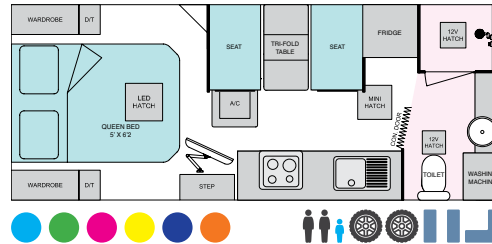
V1-0 17'4"



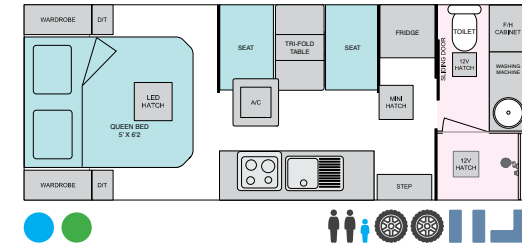
V1-1 18'8"



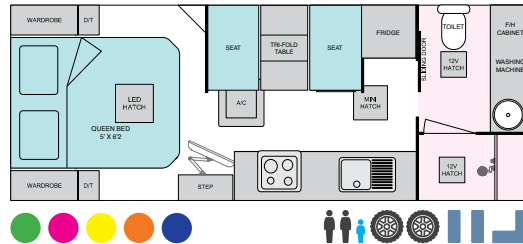
V2-1 19'



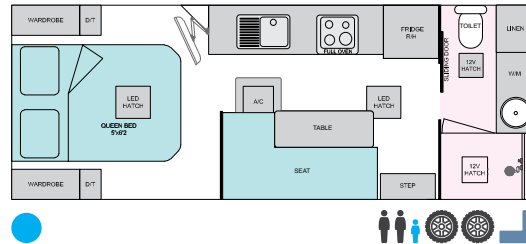
V3 19'6"



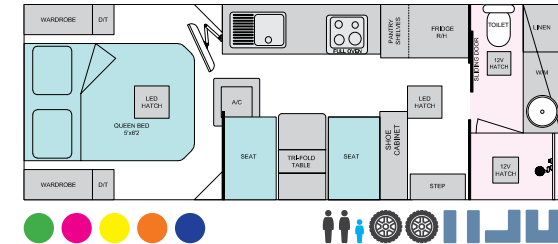
V4 20'



V5 20'

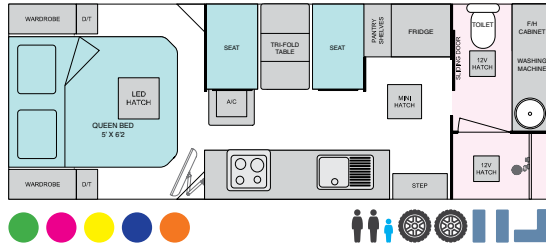


V5-2 20'6"

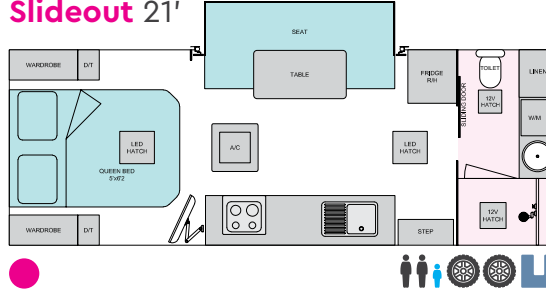




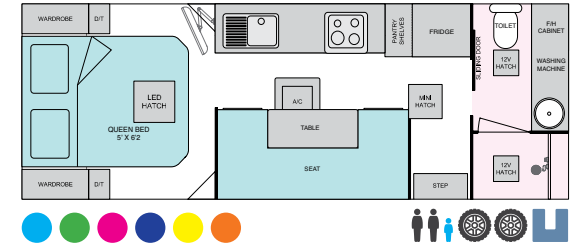
V6 21'



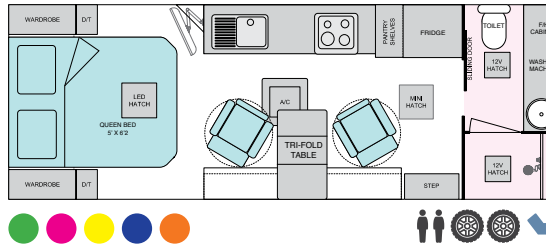
V6-2  
Slideout 21'



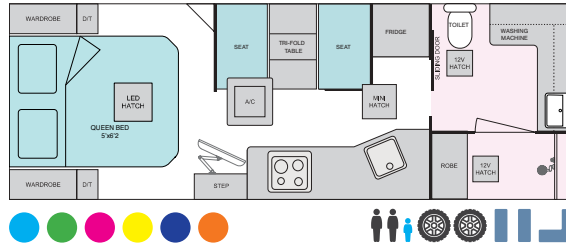
V7 Club 21'6"



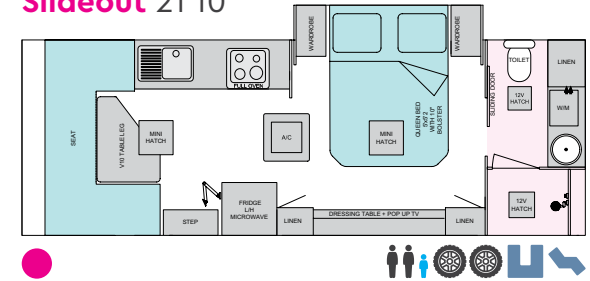
V7 Recliner 21'6"



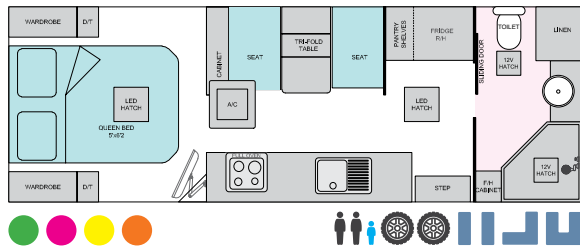
V7-7 21'8"



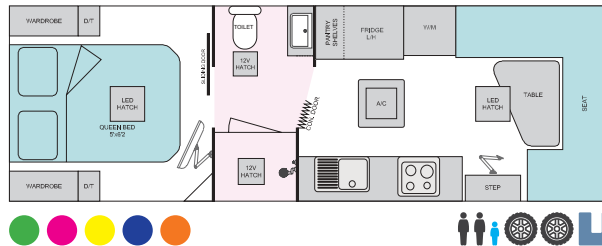
V8-1  
Slideout 21'10"



V9 21'10"

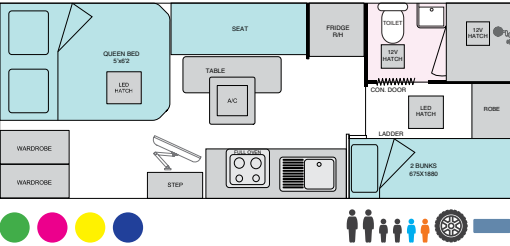


V10 22'10"

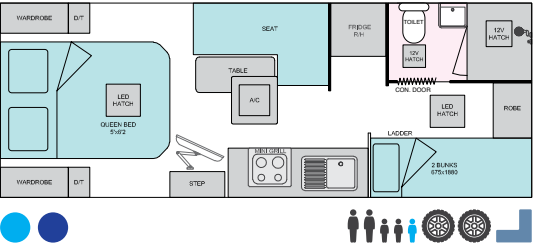


# Family Van Layouts

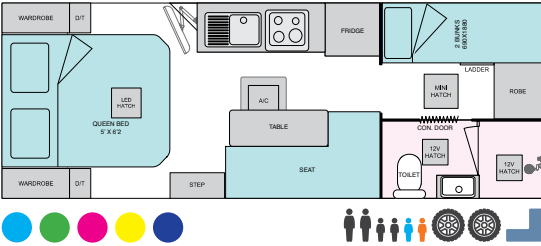
F1-2 19'



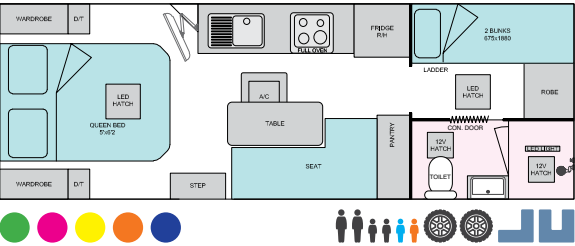
F1-5 20'6"



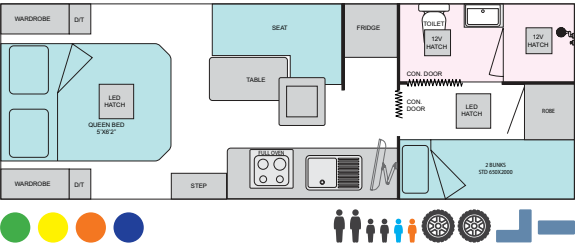
F2 21'



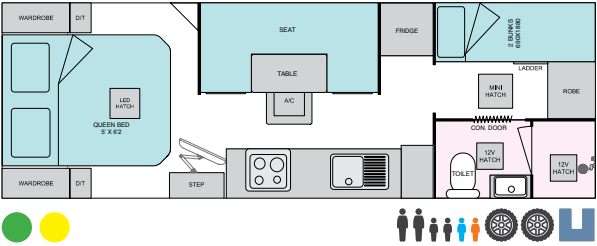
F2-6 21'10"



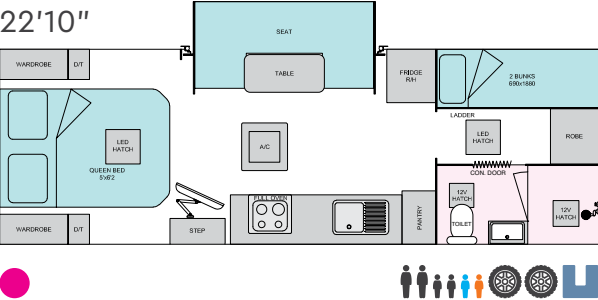
F2-7 21'10"



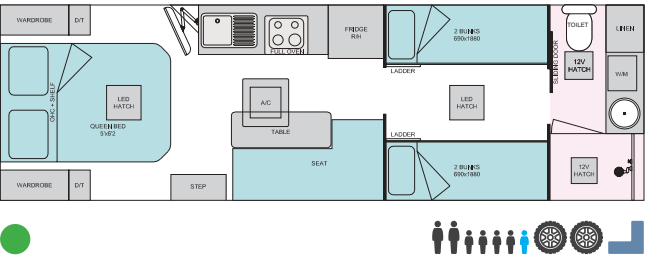
F3 22'10"



F3-1 Slideout



F4 24'10"







## National Manufacturing Headquarters

### OFFICE ADMINISTRATION & MANUFACTURING

Factory 3, 45 – 65 Oherns Road,  
Somerton, Victoria Australia 3062

Phone: (03) 9357 5934

Email: [Sales@essentialcaravans.com](mailto:Sales@essentialcaravans.com)

Website: [essentialcaravans.com](http://essentialcaravans.com)

Facebook: [EssentialCaravans](https://www.facebook.com/EssentialCaravans)

Instagram: [EssentialCaravansAU](https://www.instagram.com/EssentialCaravansAU)



Essential Caravans are proudly  
100% Australian owned and made.



All Information contained in the brochure was correct at the time of printing and is subject to change without notice. Photographs for illustration purposes only and may show some non standard items or features.

Standard features may change due to ongoing product improvement and availability. Talk to your dealer today.





A-Class



Cruiser



C-Class Touring  
\*2024 model shown



Ranger



Outlander Off Road



Highlander

  
**essential**  
C A R A V A N S

Phone: (03) 9357 5934

Email: [sales@essentialcaravans.com](mailto:sales@essentialcaravans.com)

Website: [essentialcaravans.com](http://essentialcaravans.com)

Facebook: [EssentialCaravans](https://www.facebook.com/EssentialCaravans)

Instagram: [EssentialCaravansAU](https://www.instagram.com/EssentialCaravansAU)

