

ECOMATE SERIES



Royal Flair caravans combine bespoke design, innovation, and sustainability for a travel experience beyond expectations.

A leader in Australian bespoke caravan design since 1975, redefining travel with innovation and style for over 50 years.

Ecomate Series

Engineered by Royal Flair Caravans for Sustainable Adventure, The Eco Mate by Royal Flair Caravans is a revolutionary EV-electric caravan designed to run completely off the sun.

With cutting-edge solar technology, sustainable power systems, and full off-grid capability, it's built for those who want true independence on the road.

Featuring top-of-the-range inclusions, premium comfort, and full composite construction for maximum strength and insulation, the Eco Mate delivers a luxurious, eco-conscious travel experience—without fuel, without compromise.

Go further, stay longer, and explore Australia in complete self-sufficiency, powered purely by nature.



Ecomate

Designed for adventure without compromise. The Eco Mate offers cutting-edge technology, premium comfort, and sustainable power solutions, ensuring a luxurious and self-sufficient travel experience, no matter where the road takes you.

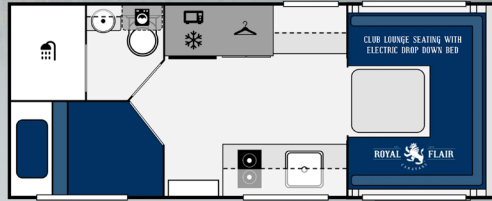
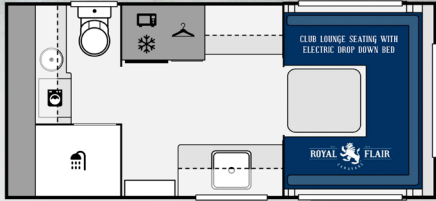
Layouts for Couples 2-berth & Families 5-berth



EM18'-1 Couples

EM19'-6-2 Family

EM21'-4 Family



CHASSIS

CHASSIS TRUSS ENDURO COAT
ADVANCED PROTECTIVE COATING
MAIN BEARERS 6"
SUSPENSION CRUISEMASTER ATX AIRBAG BSC TANDEM 4050KG
FLAT FLOOR & EXTENDED TO SPRING
A FRAME EXTENDED 25" WITH PROTECTIVE COATING
A FRAME 6" HIGH 5MM STEEL
BUMPER BAR SQUARE 90° 4 ARMS WITH PROTECTIVE COATING
DO45 COUPLING WITH CHAINS
BLACK JACK ELECTRIC TRAILER
DROP DOWN JACKS
ELECTRIC BRAKES 12"
BOSCH TRAILER SAFETY CONTROL
HONEYCOMB COMPOSITE FLOOR
SPARE WHEEL BOLT ON
TOOLBOX FLAT WITH SHELF, FRIDGE SILDE & GENERATOR SLIDE & TOP LID
STONEGUARD AT FRONT
WOOD BOX REAR
RIMS 16" 6 STUDS
TYRES 265/75R16 ALL TERRAIN
STEP ELECTRIC ALUMINIUM PULLOUT WITH LIGHT
JERRYCAN HOLDERS REAR WITH PROTECTIVE COATING
RECOVERY POINTS
ODOMETER ACCESSORY KIT
ROADSIDE ASSISTANCE PREMIUM FOR TWO YEARS

ELECTRICAL

POWER BOARD 40A DC2DC, DUAL MPPT-40A (UP TO 2400W SOLAR)
ENERDRIVE 5600W INVERTER POWER (DUAL 3000W & 2600W)
DCX LITHIUM BATTERY 940AMP / 12V LIFEPO4 UNDER CHASSIS
SIMARINE DIGITAL MONITORING SYSTEM
SOLAR PANELS 5 X 250 WATT ON 2 ELECTRIC SLIDEOUT
FRIDGE 274LTR VENTLESS COMPRESSOR
FUSION STEREO SYSTEM WITH REMOTE AND LED SPEAKERS
FUSION EXTERNAL SOUND PANEL
12 PIN PLUG
SPOTLIGHTS FRONT, BACK AND KERBSIDE
AIR CONDITIONER INVERTER COMPRESSOR
ANDERSON PLUG
ANTENNA COWFISH GEN2 'VANTENNA' FOR TV/RADIO
AWNING BUG LIGHTS WHITE/ AMBER
BREAKAWAY
DOOR HANDLE LIGHT EXTERNAL
LED LIGHTS INTERNAL AND EXTERNAL
LED LIGHT IN TUNNEL BOOTS
LIGHT UNDER BED (W/A)
MICROWAVE FLATBED
POWER POINTS EXTERNAL BLACK
RANGEHOOD 12V
WIFI ROUTER
POP-UP GPO, USB AND WIRELESS PHONE CHARGER
STRIP LIGHT FRONT AND UNDER OHC
TV 24" SMART
TV ENTERTAINMENT RECESSED EXTERNAL WITH LIGHT
12V FANS
SMOKE DETECTOR
STARLINK RJ45 EXTERNAL DATA SOCKET WITH POWER

INTERIOR

ACRYLIC SPLASHBACK KITCHEN & BATHROOM
BED DOUBLE DROP DOWN MOTORISED (W/A)
MATTRESS INNERSPRING PILLOW-TOP FOR MAIN BED
MATTRESS FOAM FOR BUNK BEDS
CONTEMPORARY PULL HANDLES
CONCEALED HANDLES UPPER DOORS
CONCERTINA DOOR (W/A)
CUTLERY TRAY
FEATURE WALL POCKETS
DRAWERS METAL SIDED SOFT CLOSE
FIRE EXTINGUISHER RECESSED
THINSCAPE BENCHTOPS
MATS RFC
PIANO HINGES ON ALL DOORS
POT DRAWER IN KITCHEN
QUILT COVER SET
COAT HOOKS
SAFETY HANDRAIL WITH LIGHT
NO RECESSED STEP (RAISED MAIN DOOR)
TABLE WITH ADJUSTABLE LEG (W/A)
PULLOUT BIN KITCHEN
ROLLER BLIND ON MAIN DOOR
BATHROOM ACCESSORIES


EXTERIOR

12V & USB EXTERNAL
FLAT ACCESS DOORS (BLACK FRAME/ FLAT PLATE INFILL)
AWNING ELECTRIC CAREFREE
WITH WIRELESS CONTROLLER
DUST REDUCTION PRESSURISER SYSTEM 12V
FULL COMPOSITE CONSTRUCTION
DOOR STOP
GALVANISED WHEEL ARCHES
ROOF HATCH 12V WITH LED LIGHTING IN BATHROOM
INSULATION FULL
JACK HYDRAULIC AND JACK HANDLE
ALUMINIUM COMPOSITE ROOF WHITE
REVERSE CAMERA DUAL 120°/45° WITH SCREEN
MAIN DOOR WITH SECURITY TRIPLE LOCK
TUNNEL BOOTS GALVANISED
WHEEL SPATS FLAT PLATE BLACK
WINDOWS DOUBLE GLAZED FLAT WITH BLINDS

PLUMBING

KITCHEN SLIDEOUT WITH INDUCTION COOKTOP
COOKTOP INDUCTION HOB 2000W-2300W
WASHING MACHINE
HOT WATER SERVICE DIESEL COMBI WITH AIR HEATER
SHOWER MOULD FIBREGLASS
SHOWER DOOR FROSTED GLASS
ENSUITE DOOR MIRROR (W/A)
EXTERNAL SHOWER H&C WITH AWNING LIGHT
TOILET CASSETTE
SQUARE SINK
VANITY CERAMIC
BLACK TAPWARE THROUGHOUT
WATER FILTER WITH 3 WAY MIXER TAP
FLICK MIXER TAP
WATER TANKS X4 WITH STONE GUARD (W/A)
WATER TANK ISOLATED
WATER LEVEL INDICATORS
WATER PUMP 12V X2 EXTERNAL UNDER CHASSIS
GREY WATER TANK
CITY MAINS PRESSURE INLET
DRAIN TAP FITTED TO WATER TANK
LOCKABLE WATER FILLER BLACK
MAINS PRESSURE TAP ON A/FRAME
MAIN PRESSURE WATER FILLER
FAST FILL VALVES FOR ALL WATER TANKS
NO GAS SUPPLIED THROUGHOUT

For more information
scan the QR code



Get in touch with us.

Need help? Reach out to the Royal Flair team—we're here to help!

62 Willandra Dr, Epping, VIC 3076
+61 (0)9 9357 6113

sales@royalflair.com.au | www.royalflair.com.au

Monday - Friday: 9:00 AM - 6:00 PM

